

MODEL 975M

PROBE

OPERATION MANUAL

11/30/1980

KIKUSUI ELECTRONICS CORPORATION

INSTRUCTIONS FOR THE TYPE 957M PROBE

GENERAL

The 957M is a low-capacitance wide-band probe used with an oscilloscope of input impedance $1\text{ M}\Omega$ and capacitance approximately $30 - 50\text{ pF}$.

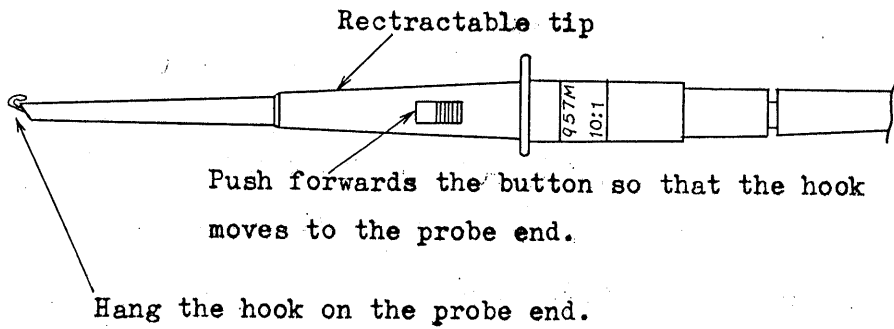
A straight tip and a retractable tip are provided to gain the maximum accessibility to densely packed, recessed electronic circuit components.

SPECIFICATION

1. Attenuation ratio: 10:1
2. Input impedance: $10\text{ M}\Omega \pm 2\%$, below 20 pF
3. Frequency bandwidth: DC - 10 MHz , within -3 dB
4. Maximum allowable input voltage: 600 Vp-p (DC + ACp-p)
5. Allowable input capacitance of oscilloscope: Approx. $30 - 50\text{ pF}$
6. Length and weight: Approx. 90 cm long, 110 grams
7. Connector: M Type

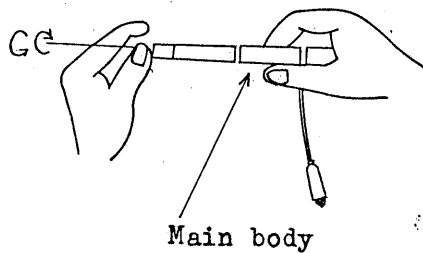
OPERATING METHOD

Use either the straight or the retractable tip to suit the measured object. The tips are readily attachable to and detachable from the main body of the probe. When the hook section of the retractable tip is set as illustrated below, the probe is extended to its maximum length.

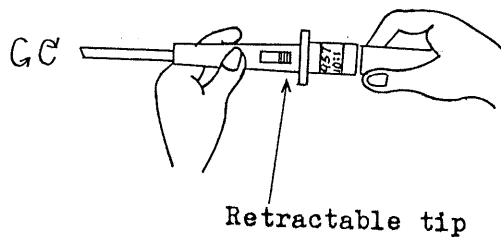


To detach and attach a tip to the main body of the probe, hold the body in one hand and rotate the tip with the other hand as illustrated below.

To attach/detach the straight or the hook tip

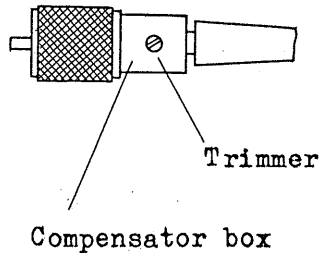


To attach/detach the retractable tip

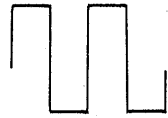


PHASE ADJUSTMENT

Connect the probe cable to the VERT IN terminal of an oscilloscope, and the probe tip to the CAL OUT terminal of the oscilloscope. Display a 1-kHz square wave on the oscilloscope screen by adjusting the vertical amplitude and sweep time as required. Adjust the trimmer of the compensator box so that an ideal waveform as illustrated below is obtained.



1 kHz square wave



Ideal waveform



Requires adjustment

The properly adjusted state of the probe may be disturbed when the probe is subjected to abnormally large mechanical shocks or electrical voltages. In such a case the above adjustment should be repeated.

CONSTRUCTION

Each set of the 957M Probe consists of the following items:

Probe (main body)	1
Straight tip	1
Hook tip	1
Retractable tip	1
GND lead wire	1